



enirrac reports

CITY PROFILE SERIES

City Profile – Lucknow

Comprehensive Industry Overview of the City, PEST Analysis & Analysis of Key Industries Including Aeronautics, Automotive, Machine Tools, Chemicals, Furniture, Food Products, Agro Based Products, Handicrafts, Textile, Information Technology & Services

September 2020 | \$ 250

Investor's Pilot Post COVID 19



Industry Cluster



Lucknow City – Brief Overview

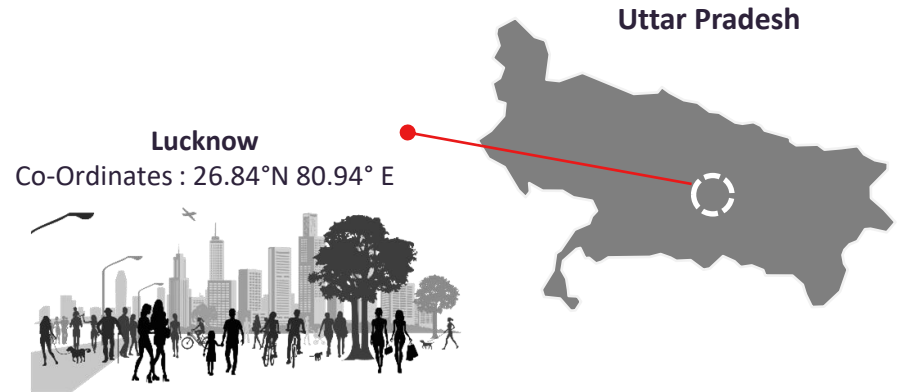
Lucknow is the largest city and capital of India’s most populous state Uttar Pradesh. Nicknamed the ‘City of Nawabs’ for when it was the seat of power of the Nawab of Awadh in the 18th and 19th centuries, Lucknow today is an important Tier-II city in India.

Lucknow is a key economic base in north India and a prominent trading city. The city also has a thriving handicrafts sector, which has grown a strong small and medium enterprises (SMEs) sector where handicrafts and textiles account for about 60% of the total exports from Uttar Pradesh. In order to boost economic development in Uttar Pradesh, the government plans to develop the Kanpur-Lucknow Corridor where land was proposed to have 26% residential, 21% industrial, 20% green, 16% transportation zone and the remaining for commercial and mixed land use. Also, the government will be establishing an IT/ITeS Special Economic Zone (SEZ) to boost the technology sector in the city and invite greater FDI. Also, Lucknow is a fast-growing and industrializing Tier-II city with a government that is eager to promote business interests. Moreover, the government is likely to invest an amount of INR 1,383 crore on a new integrated terminal at Lucknow airport that shall propel the growth of a rapidly diversifying economy. With such plethora of opportunities, the city is bound to become one of the biggest investment location in India.

Major Industries Include –
Aeronautics, Automotive, Machine Tools, Chemicals, Furniture, Food Products, Agro Based Products, Handicrafts, Textile, Information Technology & Services



Lucknow City – Key Statistics



Lucknow

Co-Ordinates : 26.84°N 80.94° E

Lucknow – Quick Preview

Area	631 sq. km
Population	29,02,601 (as per Census 2011)
Literacy Rate	84.72 %
Average Annual Rainfall	896.2 mm
STD Code	0522
Popularly Known As	The City of Nawabs

Source: eninrac research

Lucknow – City Snapshots



Key Transportation Infrastructure




Airport - 01

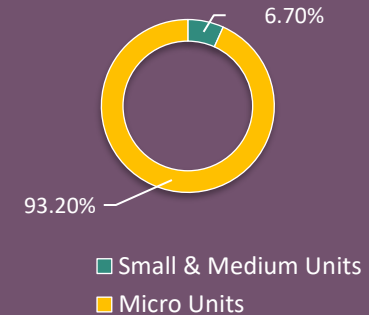

Railway Stations - 02

Total Road Length - 3387 Kms

Details of Industrial Areas in Lucknow Land Developed (Acres)



Prevailing Rates (in ₹/Sq Mtr)

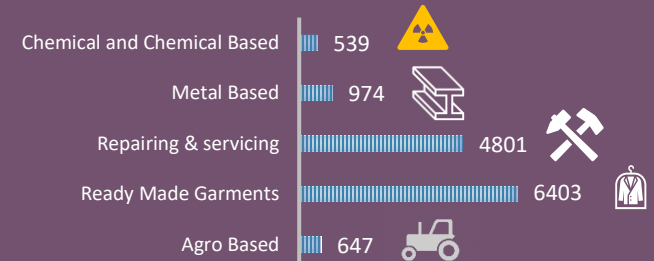


Select Large Scale Industries & PSU's in City



Potential for new MSME's include Cotton Textile, Metal and Minerals, Agro based Products, Paper Industry, Chemical and Fertilisers, Pharmaceuticals, Iron and Steel, Logistics and Warehousing, Automotive, Heavy Engineering, . Information Technology, Electricals & Electronics Services

Key MSME Industrial Units in Numbers





-
- The city profiling helps to analyse comprehensive political scenario of the city including Political Stability, Trade & Fiscal Policies, Trade Agreements, Ease of doing Business etc.;
 - City profiling shall augment the understanding of the Economic scenario of the city including FDI Inflows & Potential, GDP Growth rate, Employment Rate and Structure etc.;
 - The city profile demystifies Social Environment & gives Technological Overview of the city including status of public infrastructure, mass transit systems, railway/airport infrastructure, smart city indexation, SEZs, hospitality index, health infra etc.;
 - City profiles projects detailed analysis for existing MNCs, PSUs, CPSUs, Private Companies, noteworthy Start-Ups & Regional Growth Leaders companies with comprehensive input upon potential investment industries
 - The city profiling examines explore fresh investment opportunities across a city and draws an investment benchmark with other potential cities on regional, state and national levels;

REPORT INSIGHTS

- Understanding basic facts of Lucknow city like area, overall population, industrial clusters etc.;
- Understanding Political Scenario for the city including government sanctions, tax regime, government support/incentives etc.
- Understanding Economic Trends & Outlook which covers various aspects like industrial licensing, rate of urbanisation, economic growth etc.;
- Unravelling Social Environment for the city including population spread, literacy rate, status of training and skill development centers/institutes etc. ;
- Analysing Technological & Infrastructural growth of the city;
- Detailed Profiling of Key Companies already invested/plans to invest in the city;
- Identifying potential sectors/industries for investments in near future;



KEY HIGHLIGHTS

- Examining basic facts like area, overall population, industrial clusters etc. for Lucknow city;
- Examining Political Scenario for Lucknow city;
- Examining Economic Scenario for Lucknow city;
- Examining Social Scenario for Lucknow city;
- Examining Technological & Infrastructural aspects for Lucknow city;
- Examining profiles for key industries invested in Lucknow city;
- Coming up with Overall Attractiveness of Lucknow City with the help of “Investment Index Benchmark” on regional, state and national level;



MUST BUY FOR

- Private Industrial Conglomerates;
- Public Industrial Conglomerates;
- MSME Industries;
- Multinational Companies;
- National Level Private Companies;
- State Level Private Companies;
- Regional Growth Leaders;
- Start-Ups;
- Financial Institutions;
- Private Project Developers;
- EPC Service Providers;
- Turnkey Solution Providers;
- Project Financing Agencies;
- Industry Associations;
- Technical Consulting Groups;
- Project Consultants;
- Research Agencies;
- Urban Local Bodies;



Augmenting Value to Your Business

enirac reports



CONTENTS & COVERAGE

1. City Facts - Lucknow
 - A. Area
 - B. Overall Population
 - C. Industrial Clusters
 - D. Economic Zones
 - E. Benefits at State level
 - F. Infrastructure – Ports, Airports, Rail Infra, Road Infra
2. Political Analysis
 - A. Political Stability/Instability
 - B. Level of Corruption
 - C. Legality of Lobbying
 - D. Fiscal (tax) Policies
 - E. Trade Policies (Duties/Tariffs)
 - F. Regulation/Deregulation
 - G. Trade Agreements
 - H. Government Sanctions
3. Economic Analysis
 - A. Industrial Licensing
 - B. FDI Track and Potential
 - C. Real GDP Growth
 - D. Economic Growth Mapping
 - E. Employment Rate and Structure
 - F. New Developments and Investment
 - G. Key Industries to retain Support Map
 - H. Rate of Urbanization
4. Social Analysis
 - A. Population Spread
 - B. Literacy Rate
 - C. Main universities/Colleges
 - D. Training and Skill Development Institution
 - E. Health Infra and Facilities
 - F. Hospitality Index
5. Technology and Infrastructure
 - A. Public Transport
 - B. Mass Transit Systems
 - C. Airports
 - D. Railway Station/Infra
 - E. Ports
 - F. Road Infra
 - G. PPP Projects and Real Estate
 - H. Electric Power Demand/Supply
 - I. Power Distribution Tariffs
 - J. Power Transmission Infra
 - K. Fortune 500 companies
 - L. Regional Growth Companies
 - M. Smart City Index
 - N. Office Spaces & Rents
 - O. Special Economic Zones
 - P. Key Industrial Clusters
 - i. By Type
 - ii. By Size





CONTENTS & COVERAGE

- Q. MSMEs and Start-Up's Growth
- R. Warehouse and Cold Storage
- S. Logistics Support

6. Key Companies

- A. MNC's
- B. PSU/CPSU
- C. National Level Private Companies
- D. State Level Private Companies
- E. Regional Growth Leaders
- F. Noteworthy Start-Ups

7. Investment Index Benchmark – Self Reliant Lucknow

- A. Regional Level
- B. State Level
- C. National Level



Augmenting Value to Your Business

enirrac reports



For those who are lost, there will always be cities that feel like home.

- Simon Van Booy



CITY PROFILES

Become a Client | Contact Us | 

vantedge+

MRAC+

OCORE+

Contact – Head Office

Address : 5th floor, Caddie Commercial Tower, Aerocity (DIAL), New Delhi - 110037

Contact – NCR Office

Address : 7th Floor, I-Thum Towers, Noida, NCR Region, Uttar Pradesh, India

Contact – Mumbai Office

Address : 4th Floor Duru House, Juhu, Opposite JW Marriott, Mumbai, Maharashtra



connect@eninrac.com



+91 120 4147 000



www.eninrac.com