

Production & EXIM Trends for Major Chemicals & Petrochemicals in India

Historic trends from 2018-19 to 2023-24

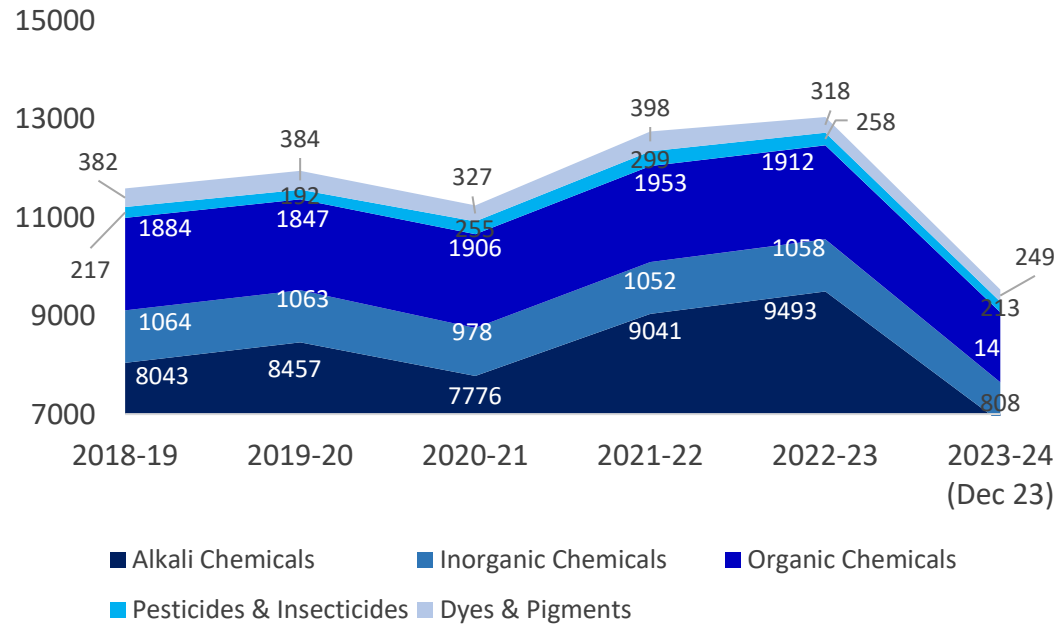


HISTORIC TRENDS

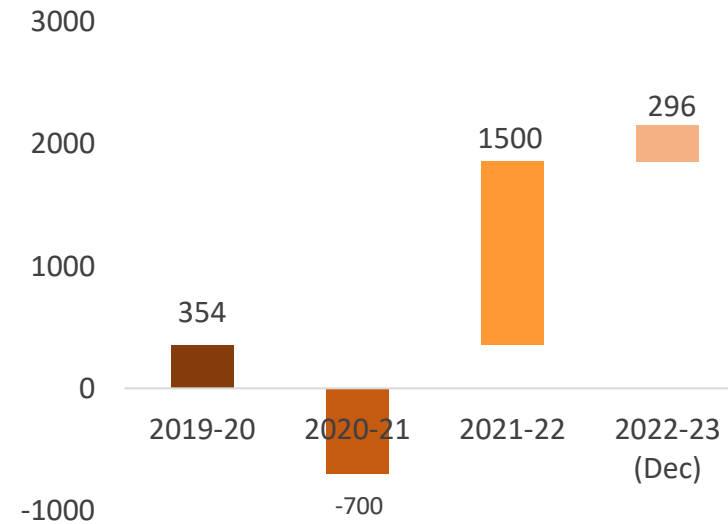
PRODUCTION TRENDS OF MAJOR CHEMICALS IN INDIA

The production of major chemicals in India during 2023-24 (till Dec'2023) was observed to be 9534 Thousand MTs. The chemicals production in India has grown at CAGR of 3% from the period 2018-19 till 2022-23. Chemicals industry in India is highly diversified, covering more than 80,000 commercial products. It is broadly classified into Bulk chemicals, Specialty chemicals, Agrochemicals, Petrochemicals, Polymers and Fertilizers. India's proximity to the Middle East, the world's source of petrochemicals feedstock, makes for economies of scale.

Production (000' MTs) Trends of Basic Major Chemicals in India



YoY Growth in the Production Capacity (000' MTs) of Basic Chemicals in India

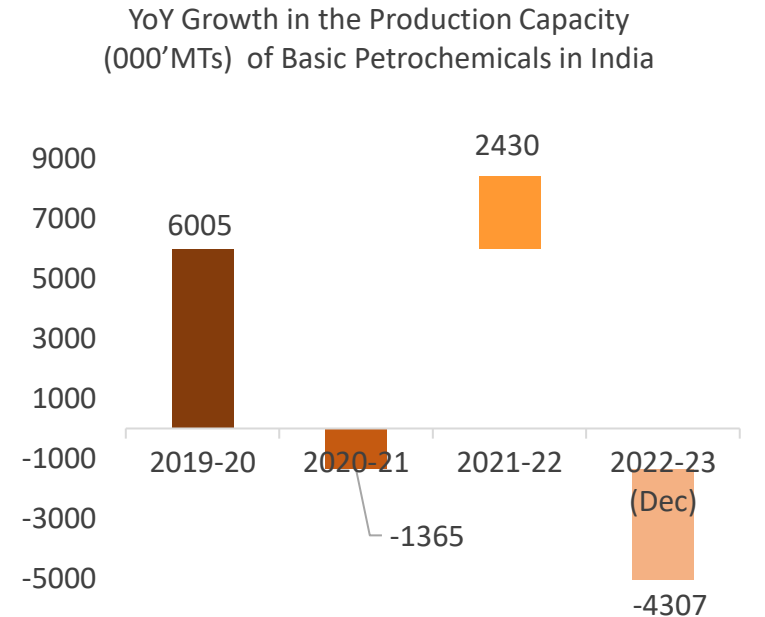
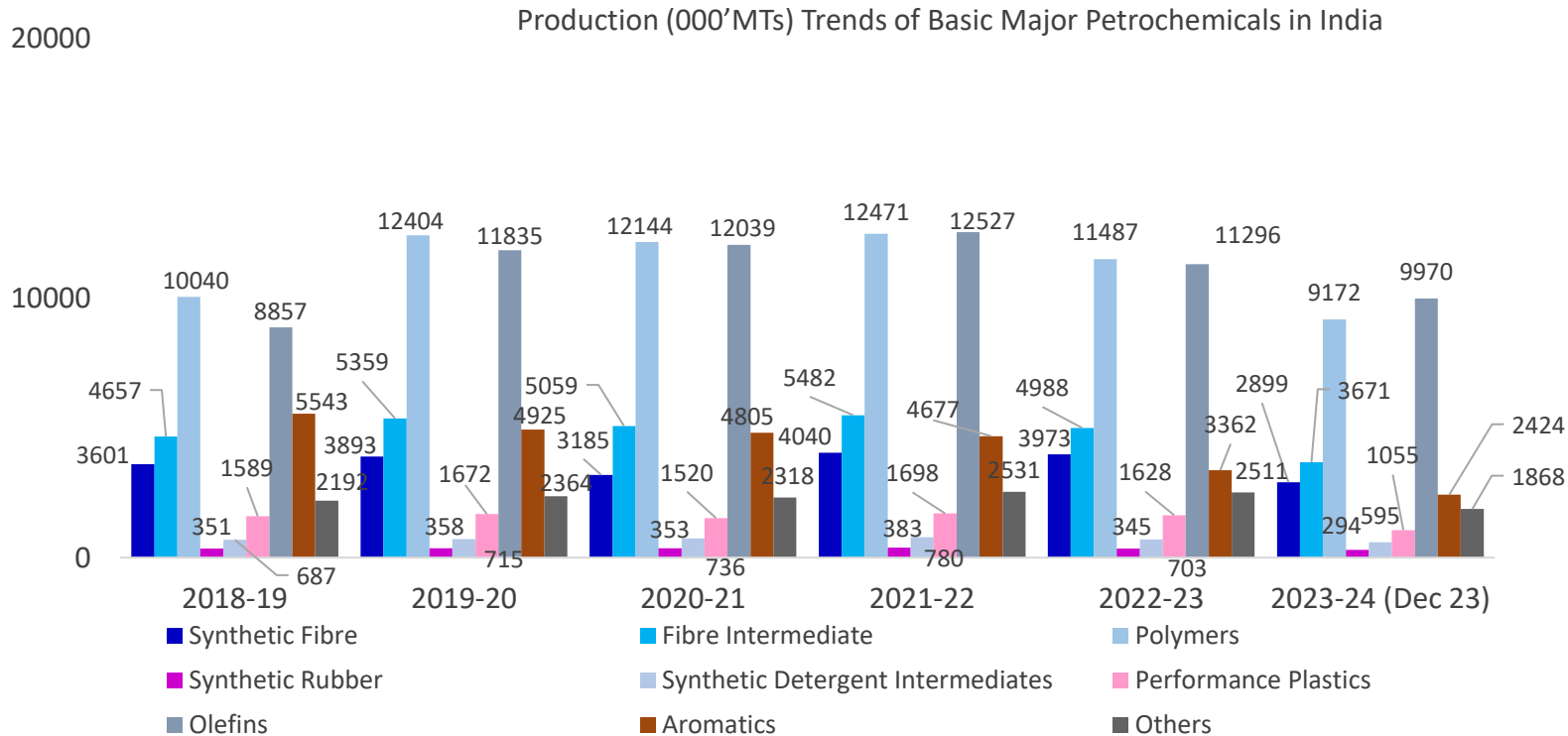


Source: Ministry of Chemicals & Fertilizers, DGCI, Eninrac

HISTORIC TRENDS

PRODUCTION TRENDS OF MAJOR PETROCHEMICALS IN INDIA

The production of petrochemicals in India during 2023-24 (till Dec'2023) was observed to be 31046 Thousand MTs. The petrochemicals production in India has grown at CAGR of 1.8% from the period 2018-19 till 2022-23. In India petrochemical sector has been attracting a lot of investments, the latest being - The state of Gujarat is poised to solidify its position as India's petrochemical hub, with the signing of 11 Memoranda of Understandings (MoUs) worth a staggering INR 67,000 crore (\$8.3 billion) at a pre-Vibrant Gujarat Global Summit event.



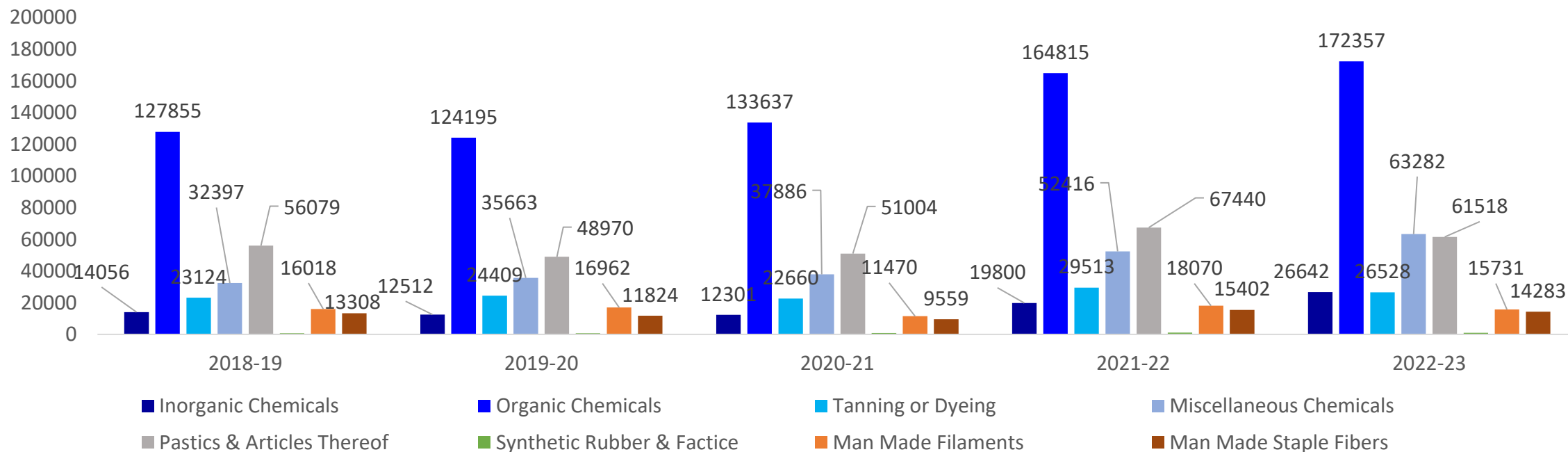
Source: Ministry of Chemicals & Fertilizers, DGCI, Eninrac

EXCLUDING PHARMACEUTICAL & FERTILIZERS

EXPORTS LANDSCAPE OF MAJOR CHEMICALS FROM INDIA

India is the largest exporter of chemicals worldwide. India exports plastics, synthetic rubber, filaments, dyeing and weaving products, agrochemicals, and organic and inorganic chemicals. According to organic chemical export data, major chemicals and petrochemical products were valued at \$8.6 billion in FY23 (through September 2022).

YoY Trends in the Exports of Chemicals & Chemical Products from India, Value in INR Crores



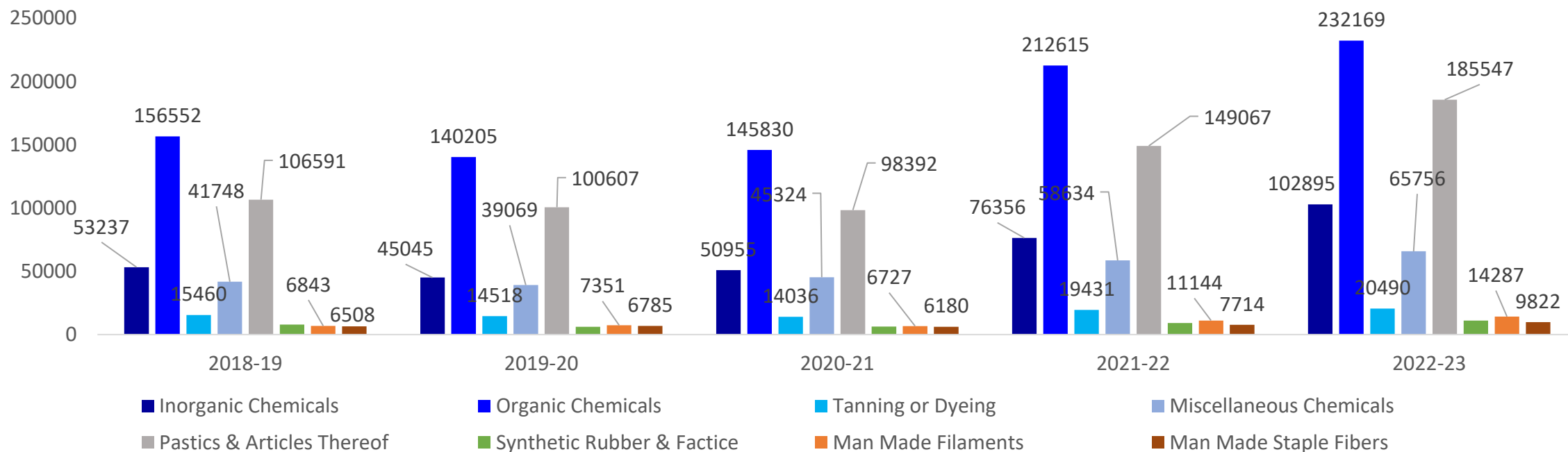
Source: Ministry of Chemicals & Fertilizers, DGCI, Eninrac

EXCLUDING PHARMACEUTICAL & FERTILIZERS

IMPORTS LANDSCAPE OF MAJOR CHEMICALS FROM INDIA

The Indian chemicals industry ranks 6th in production and 14th in exports, globally. Specialty chemicals, especially agrochemicals, dyes, and pigments, account for over 50 percent of exports from India. Imports across the sector have also increased steadily in recent years, with petrochemical intermediates accounting for over 30 percent of total imports. The United States exported in India approximately \$5.2 billion in chemical products between 2013 to 2022, with an annualized growth rate of five percent. The fastest growing categories of U.S. exports Organic Chemicals and cosmetics products and inputs, both growing at nine percent per annum, followed by plastics and resins, albuminoidal substances and soaps and lubricants all growing at seven percent per annum.

YoY Trends in the Imports of Chemicals & Chemical Products from India, Value in INR Crores



CONTACT OUR TEAM

Want to learn more about India's chemical industry ? Checkout, our latest report –
**Chemicals & Petrochemicals
Market and Outlook in India till
2030**

<https://store.eninrac.com/>

To grab more insights about the report,
contact our team.



Contact our Research Team

Shreyanshi Pandey

Email id : Shreyanshi.Pandey@eninrac.com



Contact our BD Team

Samir Shekhar

Email id : Samir.Shekhar@eninrac.com

WANT SPECIFIC MARKET STORY?
WRITE OR CALL TO US

at connect@eninrac.com
+91 93190 48963/47963, +91 72900 16953